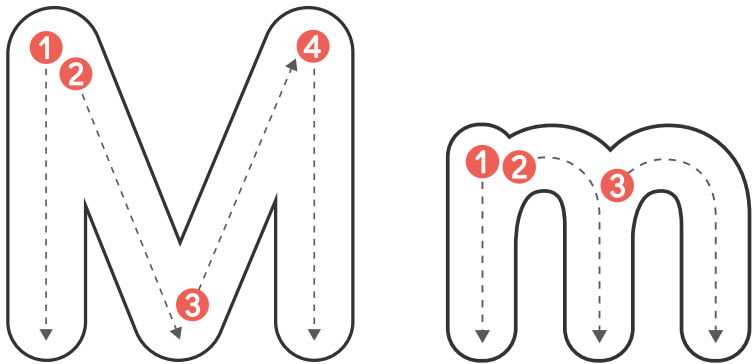



m



S



s /s/

Before you show the grapheme:

Say: Listen to my word “sun”. What sound do you hear at the beginning of the word “s-u-n”? (/s/) What are some other words where you hear the /s/ sound?

Discuss the manner of articulation:

Say: When you make this sound, notice what is happening in your mouth. Where is your tongue? What are your lips and teeth doing? (Tongue close to the roof just behind your teeth; air blows out in a hiss. No voice.)

Show the grapheme:

Say: Now, let’s look at what we use to write this sound. This is the letter S. What letter? It makes the /s/ sound, like in “sun”, “snake”, and “soap”. Say it with me. (/s/)

Show correct letter formation:

Say: Watch how I write this sound. I start at the top, then I curve, slant, curve. Let’s do it together... Now, it’s your turn. You will write and say the sound five times.

m /m/

Before you show the grapheme:

Say: Listen to my word “mop”. What sound do you hear at the beginning of the word “m-o-p”? (/m/) What are some other words where you hear the /m/ sound?

Discuss the manner of articulation:

Say: When you make this sound, notice what is happening in your mouth. What are your lips doing? Do you feel a vibration in your throat? (Lips together, sound comes out through your nose. Voice is on.)

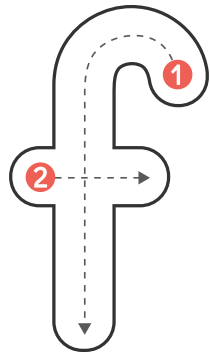
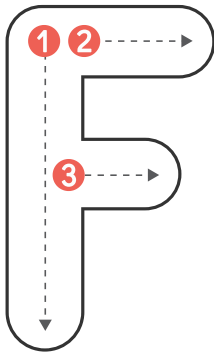
Show the grapheme:

Say: Now, let’s look at what we use to write this sound. This is the letter M. What letter? It makes the /m/ sound, like in “mop”, “ham”, and “mom”. Say it with me. (/m/)

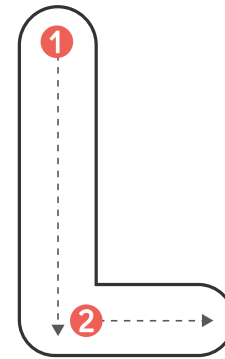
Show correct letter formation:

Say: Watch how I write this sound. I start at the top, then I go down, up and over, up and over. Let’s do it together... It’s your turn. You will write and say the sound five times.

f



l



l /l/

Before you show the grapheme:

Say: Listen to my word “lamp”. What sound do you hear at the beginning of the word “l-a-m-p”? (/l/) What are some other words where you hear the /l/ sound?

Discuss the manner of articulation:

Say: When you make this sound, notice what is happening in your mouth. Where is your tongue? What are your lips and teeth doing? (Tip of tongue touches right behind the top teeth, air goes around the sides of your tongue. Voice is on.)

Show the grapheme:

Say: Now, let’s look at what we use to write this sound. This is the letter L. What letter? It makes the /l/ sound, like in “lamp”, “pal”, and “log”. Say it with me. (/l/)

Show correct letter formation:

Say: Watch how I write this sound. I start at the top, then I go straight down. Let’s do it together... It’s your turn. You will write and say the sound five times.

f /f/

Before you show the grapheme:

Say: Listen to my word “fan”. What sound do you hear at the beginning of the word “f-a-n”? (/f/) What are some other words where you hear the /f/ sound?

Say: When you make this sound, notice what is happening in your mouth. What are your teeth and lips doing? (Bottom lip rests against top teeth; air blows out gently. No voice.)

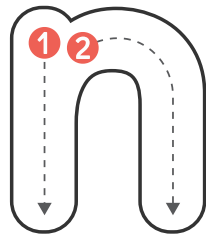
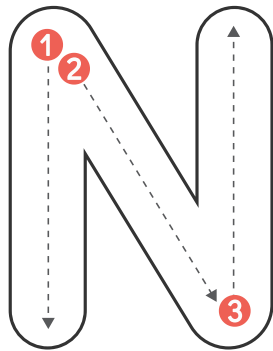

Show the grapheme:

Say: Now, let’s look at what we use to write this sound. This is the letter F. What letter? It makes the /f/ sound, like in “fan”, “fish”, and “off”. Say it with me. (/f/)

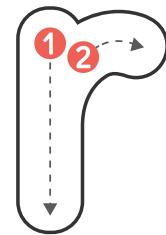


Show correct letter formation:

Say: Watch how I write this sound. I start at the top, then I curve down and cross it. Let’s do it together... It’s your turn. You will write and say the sound five times.

n



r



r /r/

Before you show the grapheme:

Say: Listen to my word “rabbit”. What sound do you hear at the beginning of the word “r-abbit”? (/r/) What are some other words where you hear the /r/ sound?

Discuss the manner of articulation:

Say: When you make this sound, notice what is happening in your mouth. Where is your tongue? What are your lips doing? (Tongue curls a bit or pulls back; doesn’t touch the roof. Voice is on.)

Show the grapheme:

Say: Now, let’s look at what we use to write this sound. This is the letter R. What letter? It makes the /r/ sound, like in “rabbit”, “run”, and “rock”. Say it with me. (/r/)

Show correct letter formation:

Say: Watch how I write this sound. I start at the top, then I go down, up, and over. Let’s do it together... It’s your turn. You will write and say the sound five times.

n /n/

Before you show the grapheme:

Say: Listen to my word “net”. What sound do you hear at the beginning of the word “n-e-t”? (/n/) What are some other words where you hear the /n/ sound?

Discuss the manner of articulation:

Say: When you make this sound, notice what is happening in your mouth. Where is your tongue? What are your teeth and lips doing? Do you feel a vibration in your throat? (Tongue touches behind top teeth, sound goes through your nose. Voice is on.)

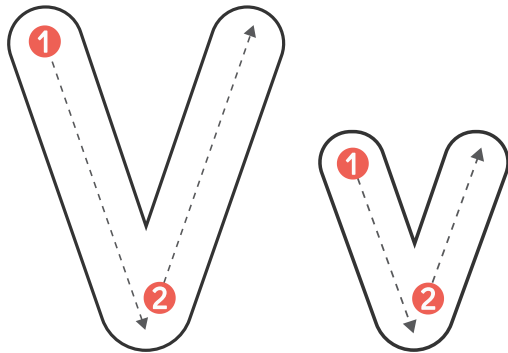
Show the grapheme:

Say: Now, let’s look at what we use to write this sound. This is the letter N. What letter? It makes the /n/ sound, like in “net”, “no”, and “on”. Say it with me. (/n/)

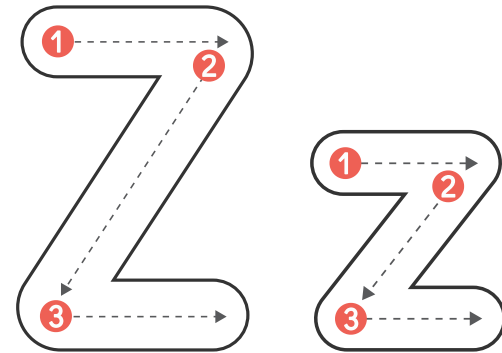
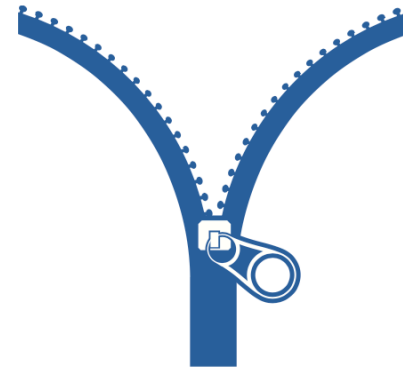
Show correct letter formation:

Say: Watch how I write this sound. I start at the top, then I go down, up, and over. Let’s do it together... It’s your turn. You will write and say the sound five times.

V



Z



z /z/

Before you show the grapheme:

Say: Listen to my word “zip”. What sound do you hear at the beginning of the word “z-i-p”? (/z/) What are some other words where you hear the /z/ sound?

Discuss the manner of articulation:

Say: When you make this sound, notice what is happening in your mouth. Where is your tongue? What are your lips and teeth doing? Do you feel a vibration in your throat? (Same mouth as /s/, but your voice is on — it buzzes.)

Show the grapheme:

Say: Now, let’s look at what we use to write this sound. This is the letter Z. What letter? It makes the /z/ sound, like in “zip”, “zoo”, and “fuzz”. Say it with me. (/z/)

Show correct letter formation:

Say: Watch how I write this sound. I start at the top, then I go across, slant down left, then across. Let’s do it together... It’s your turn. You will write and say the sound five times.

v /v/

Before you show the grapheme:

Say: Listen to my word “van”. What sound do you hear at the beginning of the word “v-a-n”? (/v/) What are some other words where you hear the /v/ sound?

Discuss the manner of articulation:

Say: When you make this sound, notice what is happening in your mouth. Where are your teeth? Do you feel a vibration in your throat? (Bottom lip against top teeth; air flows out with your voice on.)

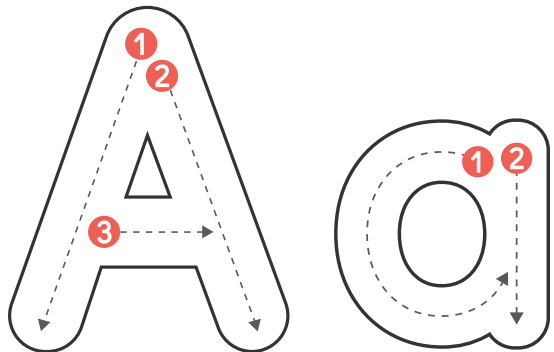

Show the grapheme:

Say: Now, let’s look at what we use to write this sound. This is the letter V. What letter? It makes the /v/ sound, like in “van”, “vet”, and “have”. Say it with me. (/v/)

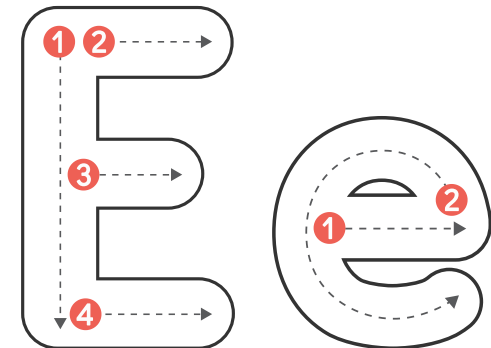
Show correct letter formation:

Say: Watch how I write this sound. I start at the top, then I slant down, slant up. Let’s do it together... It’s your turn. You will write and say the sound five times.

a



e



e /ě/

Before you show the grapheme:

Say: Listen to my word “echo”. What sound do you hear at the beginning of the word “e-cho”? (/e/) What are some other words where you hear the /e/ sound?

Discuss the manner of articulation:

Say: When you make this sound, notice what is happening in your mouth. Is anything touching or do you feel the air flow freely out of your mouth? This is a vowel sound, and we can stretch this sound.

Show the grapheme:

Say: Now, let’s look at what we use to write this sound. This is the letter E. What letter? One sound it makes is the /e/ sound, like in “echo”, “edge”, and “ten”. Say it with me. (/e/)

Show correct letter formation:

Say: Watch how I write this sound. I go across, around and stop. Let’s do it together... It’s your turn. You will write and say the sound five times.

a /ă/

Before you show the grapheme:

Say: Listen to my word “apple”. What sound do you hear at the beginning of the word “apple”? (/a/) What are some other words where you hear the /a/ sound?

Discuss the manner of articulation:

Say: When you make this sound, notice what is happening in your mouth. Is anything touching or do you feel the air flow freely out of your mouth? This is a vowel sound, and we can stretch this sound.

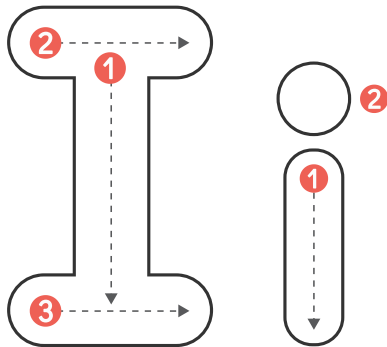
Show the grapheme:

Say: Now, let’s look at what we use to write this sound. This is the letter A. What letter? It makes the /a/ sound, like in “apple”, “ant”, and “cab”. Say it with me. (/a/)

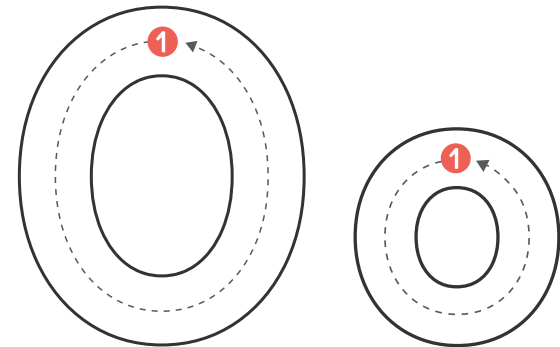
Show correct letter formation:

Say: Watch how I write this sound. I start at the top, then I go around and down. Let’s do it together... It’s your turn. You will write and say the sound five times.

i



O





Before you show the grapheme:

Say: Listen to my word “octopus”. What sound do you hear at the beginning of the word “octopus”? (/o/) What are some other words where you hear the /o/ sound?

Discuss the manner of articulation:

Say: When you make this sound, notice what is happening in your mouth. Is anything touching or do you feel the air flow freely out of your mouth? This is a vowel sound, and we can stretch this sound.

Show the grapheme:

Say: Now, let’s look at what we use to write this sound. This is the letter O. What letter? One sound it makes is the /o/ sound, like in “octopus”, “on”, and “cot”. Say it with me. (/o/)

Show correct letter formation:

Say: Watch how I write this sound. I start at the top and go around and close. Let’s do it together... It’s your turn. You will write and say the sound five times.



Before you show the grapheme:

Say: Listen to my word “igloo”. What sound do you hear at the beginning of the word “igloo”? (/i/) What are some other words where you hear the /i/ sound?

Discuss the manner of articulation:

Say: When you make this sound, notice what is happening in your mouth. Is anything touching or do you feel the air flow freely out of your mouth? This is a vowel sound, and we can stretch this sound.

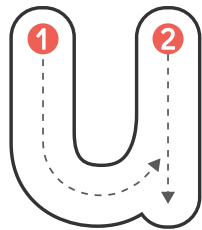
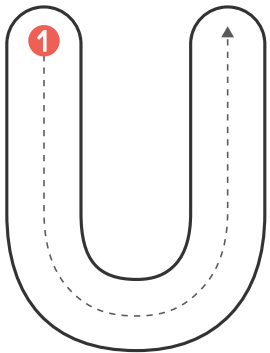
Show the grapheme:

Say: Now, let’s look at what we use to write this sound. This is the letter I. What letter? It makes the /i/ sound, like in “igloo”, “in”, and “lid”. Say it with me. (/i/)

Show correct letter formation:

Say: Watch how I write this sound. I start at the top, then I go down and dot. Let’s do it together... It’s your turn. You will write and say the sound five times.

u



u /ü/

Before you show the grapheme:

Say: Listen to my word “umbrella”. What sound do you hear at the beginning of the word “umbrella”? (/u/) What are some other words where you hear the /u/ sound?

Discuss the manner of articulation:

Say: When you make this sound, notice what is happening in your mouth. Is anything touching or do you feel the air flow freely out of your mouth? This is a vowel sound, and we can stretch this sound.

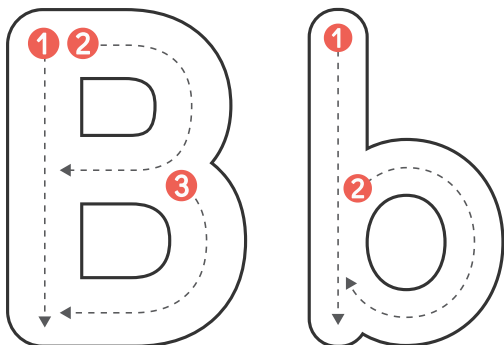

Show the grapheme:

Say: Now, let’s look at what we use to write this sound. This is the letter U. What letter? It makes the /u/ sound, like in “umbrella”, “up”, and “under”. Say it with me. (/u/)

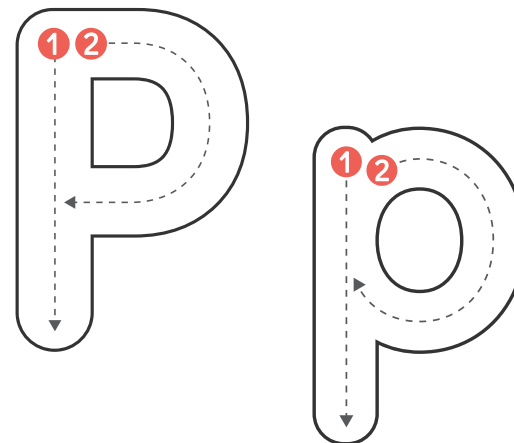
Show correct letter formation:

Say: Watch how I write this sound. I start at the top, then I go down, curve up, down. Let’s do it together... It’s your turn. You will write and say the sound five times.

b



p



p /p/

Before you show the grapheme:

Say: Listen to my word “pan”. What sound do you hear at the beginning of the word “p-an”? (/p/) What are some other words where you hear the /p/ sound?

Discuss the manner of articulation:

Say: When you make this sound, notice what is happening in your mouth. What are your lips doing? Do you feel a puff of air when you make this sound? (Lips press together and pop open. Just air — no voice.)

Show the grapheme:

Say: Now, let’s look at what we use to write this sound. This is the letter P. What letter? It makes the /p/ sound, like in “pan”, “pep”, and “tip”. Say it with me. (/p/)

Show correct letter formation:

Say: Watch how I write this sound. I start at the top then I make the ‘pole’ up and around. Let’s do it together... It’s your turn. You will write and say the sound five times.

SLANT/SYSTEM™

b /b/

Before you show the grapheme:

Say: Listen to my word “bat”. What sound do you hear at the beginning of the word “b-at”? (/b/) What are some other words where you hear the /b/ sound?

Discuss the manner of articulation:

Say: When you make this sound, notice what is happening in your mouth. What are your lips doing? Do you feel a puff of air when you make this sound? Do you feel a vibration in your throat? (Lips press together and then pop open while your voice is on.)

Show the grapheme:

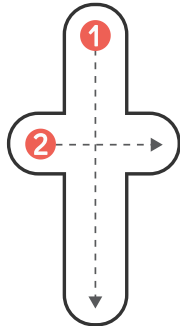
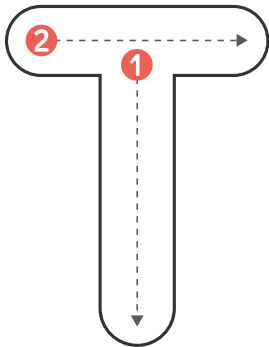
Say: Now, let’s look at what we use to write this sound. This is the letter B. What letter? It makes the /b/ sound, like in “bat”, “ball”, and “cab”. Say it with me. (/b/)

Show correct letter formation:

Say: Watch how I write this sound. I start at the top, then I make the ‘bat’, up and around. Let’s do it together... It’s your turn. You will write and say the sound five times.

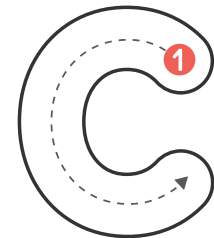
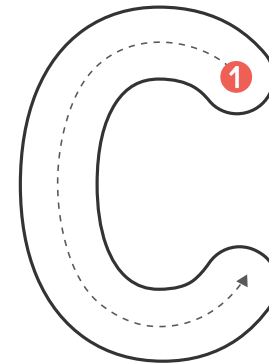
SLANT/SYSTEM™

T



SLANT/SYSTEM™

C



SLANT/SYSTEM™

C /k/

Before you show the grapheme:

Say: Listen to my word “cat”. What sound do you hear at the beginning of the word “c-at”? (/k/) What are some other words where you hear the /k/ sound?

Discuss the manner of articulation:

Say: When you make this sound, notice what is happening in your mouth. Where is your tongue? Do you feel it touching in the front or back of your throat? (Back of tongue presses up to the roof of the mouth in the back and releases.)

Show the grapheme:

Say: Now, let’s look at what we use to write this sound. This is the letter C. What letter? It makes the /k/ sound, like in “cat”, “cup”, and “cash”. Say it with me. (/k/)

Show correct letter formation:

Say: Watch how I write this sound. I start at the top then I curve around and stop. Let’s do it together... It’s your turn. You will write and say the sound five times.

SLANT/SYSTEM™

t /t/

Before you show the grapheme:

Say: Listen to my word “top”. What sound do you hear at the beginning of the word “t-op”? (/t/) What are some other words where you hear the /t/ sound?

Discuss the manner of articulation:

Say: When you make this sound, notice what is happening in your mouth. Where is your tongue? What are your lips and teeth doing? (Tip of tongue touches just behind top teeth, then quickly releases. Just air, no voice.)

Show the grapheme:

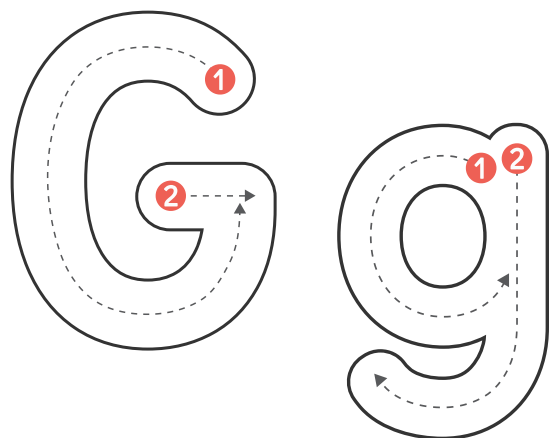
Say: Now, let’s look at what we use to write this sound. This is the letter T. What letter? It makes the /t/ sound, like in “top”, “tan”, and “fit”. Say it with me. (/t/)

Show correct letter formation:

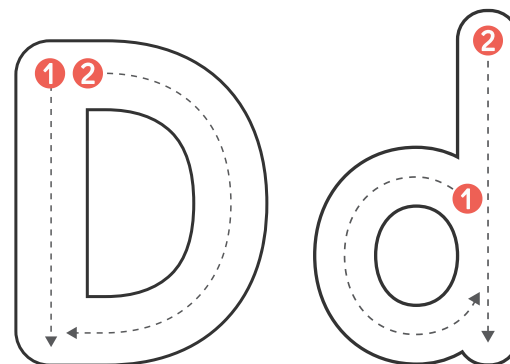
Say: Watch how I write this sound. I start at the top, then I go straight down and cross it. Let’s do it together... It’s your turn. You will write and say the sound five times.

SLANT/SYSTEM™

g



d



d /d/

Before you show the grapheme:

Say: Listen to my word “dog”. What sound do you hear at the beginning of the word “d-og”? (/d/) What are some other words where you hear the /d/ sound?

Discuss the manner of articulation:

Say: When you make this sound, notice what is happening in your mouth. Where is your tongue? What is happening with your teeth and lips? (Tongue touches the spot right behind your top teeth, then quickly pulls away while your voice is on.)

Show the grapheme:

Say: Now, let’s look at what we use to write this sound. This is the letter D. What letter? It makes the /d/ sound, like in “dog”, “dash”, and “mad”. Say it with me. (/d/)

Show correct letter formation:

Say: Watch how I write this sound. I make the ‘donut’ up, down. Let’s do it together... It’s your turn. You will write and say the sound five times.

SLANT/SYSTEM™

g /g/

Before you show the grapheme:

Say: Listen to my word “goat”. What sound do you hear at the beginning of the word “g-oat”? (/g/) What are some other words where you hear the /g/ sound?

Discuss the manner of articulation:

Say: When you make this sound, notice what is happening in your mouth. Where is your tongue? Do you feel it touching in the front or back of your throat? Do you feel a vibration in your throat? (Back of tongue touches the soft part of the roof of your mouth; then releases with your voice on.)

Show the grapheme:

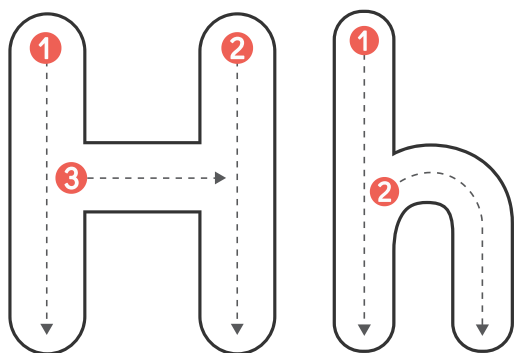

Say: Now, let’s look at what we use to write this sound. This is the letter G. What letter? It makes the /g/ sound, like in “goat”, “gap”, and “bag”. Say it with me. (/g/)

Show correct letter formation:

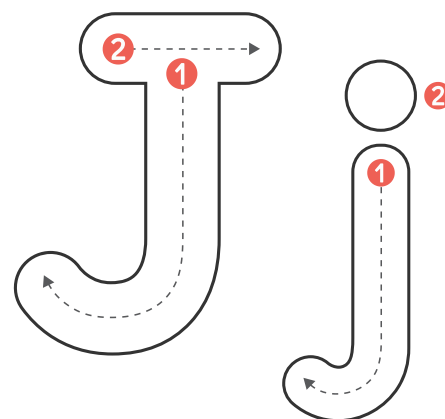
Say: Watch how I write this sound. I start at the top, then I go around, down, and hook. Let’s do it together... It’s your turn. You will write and say the sound five times.

SLANT/SYSTEM™

h



j



j /j/

Before you show the grapheme:

Say: Listen to my word “jam”. What sound do you hear at the beginning of the word “j-am”? (/j/) What are some other words where you hear the /j/ sound?

Discuss the manner of articulation:

Say: When you make this sound, notice what is happening in your mouth. Where is your tongue? What is happening with your teeth and lips? Do you feel a vibration in your throat? (Tongue starts behind your top teeth, stops air for a moment, then lets it go with your voice.)

Show the grapheme:

Say: Now, let’s look at what we use to write this sound. This is the letter J. What letter? It makes the /j/ sound, like in “jam”, “jug”, and “jelly”. Say it with me. (/j/)

Show correct letter formation:

Say: Watch how I write this sound. I start at the top, then I go down, hook, and dot. Let’s do it together... It’s your turn. You will write and say the sound five times.

SLANT/SYSTEM™

h /h/

Before you show the grapheme:

Say: Listen to my word “hat”. What sound do you hear at the beginning of the word “h-at”? (/h/) What are some other words where you hear the /h/ sound?

Discuss the manner of articulation:

Say: When you make this sound, notice what is happening in your mouth. Where are your lips, teeth, and tongue? Do you feel the air come up from your belly and stop? (Just breath from your throat; mouth stays open a bit. No voice.)

Show the grapheme:

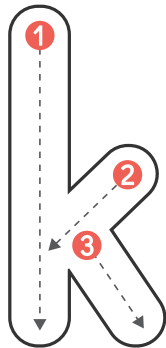
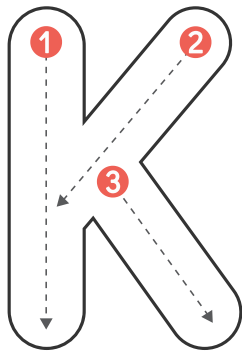

Say: Now, let’s look at what we use to write this sound. This is the letter H. What letter? It makes the /h/ sound, like in “hat”, “hop”, and “happy”. Say it with me. (/h/)

Show correct letter formation:

Say: Watch how I write this sound. I start at the top, then I go down, up, and over. Let’s do it together... It’s your turn. You will write and say the sound five times.

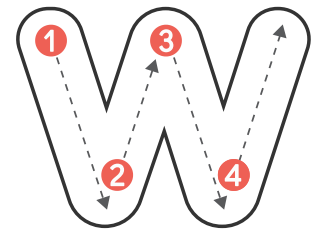
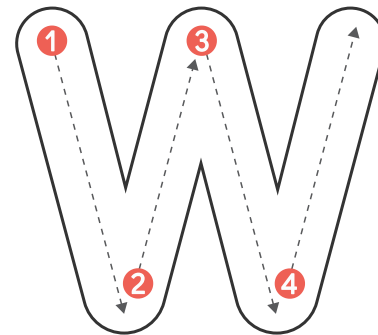
SLANT/SYSTEM™

k



SLANT/SYSTEM™

w



SLANT/SYSTEM™

W /w/

Before you show the grapheme:

Say: Listen to my word “wagon”. What sound do you hear at the beginning of the word “w-agon”? (/w/) What are some other words where you hear the /w/ sound?

Discuss the manner of articulation:

Say: When you make this sound, notice what is happening in your mouth. What is happening with your lips? Do you feel a puff of air? Do you feel a vibration in your throat? (Lips round like a small circle, tongue lifts in the back. Voice is on.)

Show the grapheme:

Say: Now, let’s look at what we use to write this sound. This is the letter W. What letter? It makes the /w/ sound, like in “wagon”, “wet”, and “wig”. Say it with me. (/w/)

Show correct letter formation:

Say: Watch how I write this sound. I start at the top, then I slant down, slant up, slant down, slant up. Let’s do it together... It’s your turn. You will write and say the sound five times.

SLANT/SYSTEM™

k /k/

Before you show the grapheme:

Say: Listen to my word “kite”. What sound do you hear at the beginning of the word “k-ite”? (/k/) What are some other words where you hear the /k/ sound?

Discuss the manner of articulation:

Say: When you make this sound, notice what is happening in your mouth. Where is your tongue? Do you feel it touching in the front or back of your throat? (Back of tongue presses to the soft roof of your mouth and releases. No voice.)

Show the grapheme:

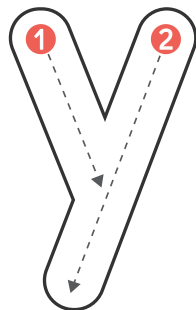
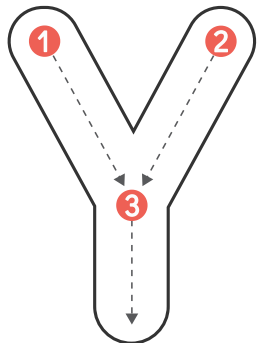
Say: Now, let’s look at what we use to write this sound. This is the letter K. What letter? It makes the /k/ sound, like in “kite”, “kin”, and “kit”. Say it with me. (/k/)

Show correct letter formation:

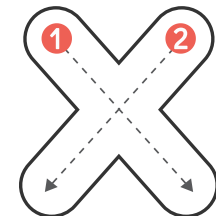
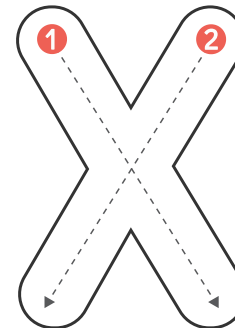
Say: Watch how I write this sound. I start at the top, then I go down, slant in, slant out. Let’s do it together... It’s your turn. You will write and say the sound five times.

SLANT/SYSTEM™

Y



X



x /ks/

Before you show the grapheme:

Say: Listen to my word “box”. What sound do you hear at the end of the word “bo-x”? (/ks/) What are some other words where you hear the /ks/ sound?

Discuss the manner of articulation:

Say: When you make this sound, notice what is happening in your mouth. Where is your tongue? Do you feel it touching in the front or back of your throat? (/k/: Back of tongue up to soft roof; /s/: tongue close to front roof. Starts with no voice, ends with hiss.)

Show the grapheme:

Say: Now, let’s look at what we use to write this sound. This is the letter X. What letter? It makes the /ks/ sound, like in “box”, “six”, and “tux”. Say it with me. (/ks/)

Show correct letter formation:

Say: Watch how I write this sound. I start at the top, then I slant down right, slant down left. Let’s do it together... It’s your turn. You will write and say the sound five times.

SLANT/SYSTEM™

y /y/

Before you show the grapheme:

Say: Listen to my word “yo-yo”. What sound do you hear at the beginning of the word “yo-yo”? (/y/) What are some other words where you hear the /y/ sound?

Discuss the manner of articulation:

Say: When you make this sound, notice what is happening in your mouth. Where is your tongue? Do you feel a vibration in your throat? (Middle of tongue rises near roof of the mouth; lips slightly spread. Voice is on.)

Show the grapheme:

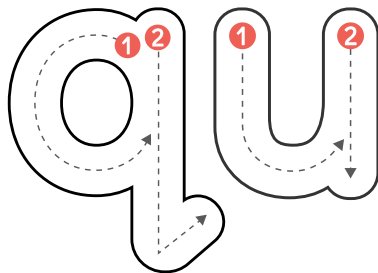
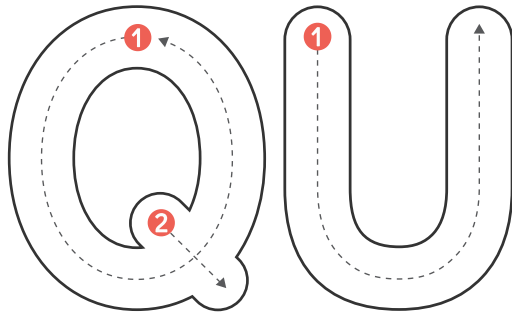
Say: Now, let’s look at what we use to write this sound. This is the letter Y. What letter? It makes the /y/ sound, like in “yo-yo”, “yes”, and “yikes”. Say it with me. (/y/)

Show correct letter formation:

Say: Watch how I write this sound. I start at the top, then I slant down right, slant down left. Let’s do it together... It’s your turn. You will write and say the sound five times.

SLANT/SYSTEM™

qu



qu /kw/

Before you show the grapheme:

Say: Listen to my word “queen”. What sound do you hear at the beginning of the word “qu-een”? (/kw/) What are some other words where you hear the /kw/ sound?

Discuss the manner of articulation:

Say: When you make this sound, notice what is happening in your mouth. Where is your tongue? Is the sound made in the front or back of your throat? (Start with back of tongue up for /k/, then lips round like /w/. No voice for the /k/, then voice on for /w/.)

Show the grapheme:

Say: Now, let’s look at what we use to write this sound. This is the letter Q. What letter? Q never goes anywhere without U. It makes the /kw/ sound, like in “queen”, “quit”, and “quarter”. Say it with me. (/kw/)

Show correct letter formation:

Say: Watch how I write this sound. I start at the top, then I go around, down and hook. For the U, I start at the top, then I go down, curve up, down. Let’s do it together... It’s your turn. You will write and say the sound five times.